

2005 Vermont Wildlife Harvest REPORT

Wild Turkey



VERMONT

FISH & WILDLIFE DEPARTMENT
(802) 241-3700 / www.vtfishandwildlife.com



2005 Vermont Turkey Harvest REPORT

Most of the programs described in this report are funded through the *Federal Aid in Wildlife Restoration Program*. This program initiated in 1937 as the Federal Aid In Wildlife Act and created a system where by taxes are paid on firearms, ammunition and archery equipment by the public who hunts. Today this excise tax generates over a hundred million dollars each year that are dedicated to state wildlife restoration and management projects across the United States. The State of Vermont use these monies for acquiring land, and for restoring and managing wildlife. These excise tax dollars, coupled with state hunting license fees have been the predominate source of money funding the successful restoration and management of Vermont's wildlife resources.

Contents

Spring Turkey Season	2
2005 Legal Spring Turkey Harvest by Town and Residency	3-6
2005 Spring Turkey Harvest by Wildlife Management Unit	4
Vermont Wild Turkey Wildlife Management Units	7
Fall Turkey Season	8
2005 Legal Fall Turkey Harvest by Town and Method	8-10
2005 Fall Turkey Harvest by Wildlife Management Unit	10



Protecting the integrity, diversity and vitality of Vermont's fish, wildlife and plants and their habitats for the people of Vermont.

Vermont Fish & Wildlife Department

Agency of Natural Resources

103 South Main Street, 10 South
Waterbury, Vermont 05671-0501

(802) 241-3700 / www.vtfishandwildlife.com

2005 Wild Turkey Report

Spring Turkey Season

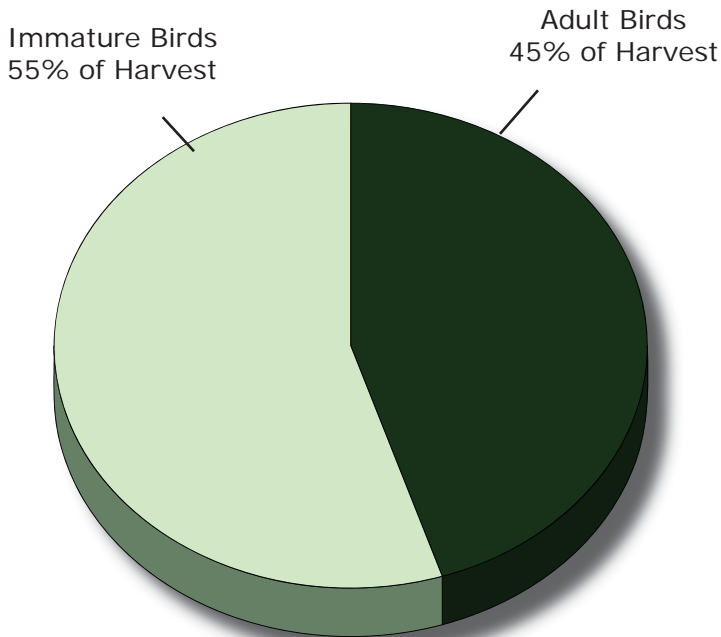
Vermont's 2005 spring season resulted in an all-time record harvest of 4,649 bearded birds, topping the previous record harvest of 4,626 birds in 2001. This year's record kill was up significantly (18%) from the previous, 2004 spring harvest of 3,925. Contributing to the new record, the 2005 youth season result was also up from 2004, with a harvest of 474 birds in the two-day season, compared with 371 birds in the previous year. This season's youth harvest is the second highest number of birds taken in the four years that Vermont has offered the youth season.

Immature birds comprised 55% of the harvest, perhaps reflecting a more productive nesting season in 2004. Adult birds comprised the remaining 45% of the harvest. The 2005 season also included 25 bearded hens in the tally. For the second consecutive year, the entire state of Vermont was open to hunting for all licensed turkey hunters in 2005. This produced another new record as spring birds were harvested in an unprecedented 236 of Vermont's 253 towns, by 3,673 successful hunters. Among these successful hunters, 26.6% harvested a second bearded bird to fill the 2-bird spring bag limit.

John Hall



4,649 TURKEYS HARVESTED



Hunting weather always plays a significant role in the turkey harvest. Despite the challenge of some wet weather during this hunting season, hunter success rates were higher than last year.

In 2005, 26.2% of the hunters harvested at least one turkey, compared with 22.9% of hunters taking at least one bird in 2004.

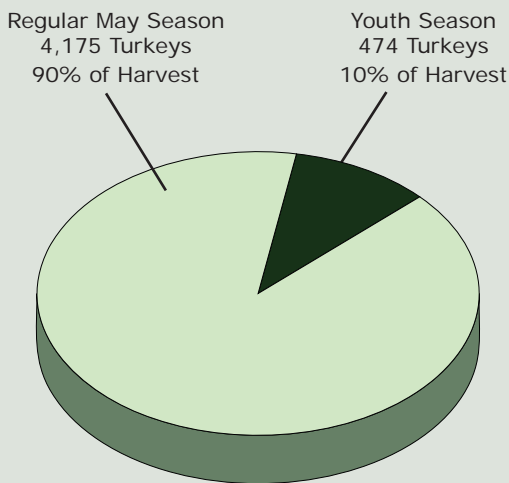
2005 LEGAL SPRING TURKEY HARVEST BY TOWN AND RESIDENCY

Town of Kil	Non-Resident	Resident	Total Harvest
ADDISON	1	26	27
ALBANY		14	14
ALBURG		18	18
ANDOVER	4	8	12
ARLINGTON	2	13	15
ATHENS	1	2	3
BAKERSFIELD		14	14
BALTIMORE		8	8
BARNARD	4	4	8
BARNET	10	56	66
BARRE		45	45
BARTON		25	25
BENNINGTON		19	19
BENSON	7	27	34
BERKSHIRE		11	11
BERLIN		29	29
BETHEL	3	15	18
BLOOMFIELD	5	5	10
BOLTON		7	7
BRADFORD	11	30	41
BRAINTREE		28	28
BRANDON		28	28
BRATTLEBORO	6	10	16
BRIDGEWATER	2	24	26
BRIDPORT		26	26
BRIGHTON		7	7
BRISTOL		19	19
BROOKFIELD		45	45
BROOKLINE		8	8
BROWNINGTON	1	8	9
BRUNSWICK		5	5
BURKE		9	9
BURLINGTON		1	1
CABOT	1	41	42
CALAIS		24	24
CAMBRIDGE		22	22
CANAAN		7	7
CASTLETON	1	28	29
CAVENDISH		13	13
CHARLESTON		29	29
CHARLOTTE	2	82	84
CHELSEA	1	25	26
CHESTER	3	40	43
CHITTENDEN	1	19	20
CLARENDON	1	40	41
COLCHESTER		19	19
CONCORD	5	19	24
CORINTH	5	20	25
CORNWALL		24	24
COVENTRY		7	7
CRAFTSBURY		21	21
DANBY	3	29	32
DANVILLE	2	62	64
DERBY		9	9
DORSET	1	24	25
DOVER	3	9	12
DUMMERSTON	4	14	18
DUXBURY		2	2
E MONTPELIER		60	60
EDEN		10	10
ELMORE		17	17
ENOSBURG		14	14

Hunting pressure in 2005, measured in terms of spring turkey license sales (13,999) was essentially identical to 2004 license sales of 13,992 and 2003 sales of 13,986 turkey tags.

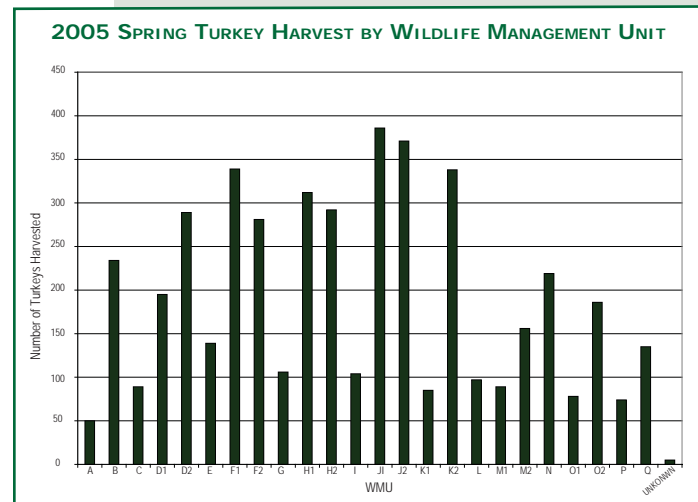
This flattening trend in license sales is a fairly significant change from the rapid rise in turkey stamp sales experienced during the period between 1998 and 2002, when stamp sales more than doubled.

TURKEY HARVEST BY SEASON



2005 LEGAL SPRING TURKEY HARVEST BY TOWN AND RESIDENCY

Town of Kill	Non-Resident	Resident	Total Harvest
ESSEX		9	9
FAIR HAVEN	1	9	10
FAIRFAX		26	26
FAIRFIELD		22	22
FAIRLEE	2	11	13
FAYSTON		6	6
FERDINAND		1	1
FERRISBURG		66	66
FLETCHER		7	7
FRANKLIN		2	2
GEORGIA		24	24
GLOVER		19	19
GOSHEN		2	2
GRAFTON	1	20	21
GRANBY	3	3	6
GRAND ISLE		17	17
GRANVILLE		3	3
GREENSBORO		24	24
GROTON	3	30	33
GUILDHALL	13	13	26
GUILFORD	6	24	30
HALIFAX	4	10	14
HANCOCK	1	4	5
HARDWICK		38	38
HARTFORD	1	19	20
HARTLAND	9	38	47
HIGHGATE		3	3
HINESBURG		34	34
HOLLAND		8	8
HUBBARDTON	1	16	17
HUNTINGTON		19	19
HYDE PARK		17	17
IRA		8	8
IRASBURG		11	11
JAMAICA		10	10
JAY		6	6
JERICO		11	11
JOHNSON		22	22
KIRBY	1	29	30
LEICESTER		13	13
LEMINGTON	5		5
LINCOLN		8	8
LONDONDERRY	1	10	11
LOWELL	1	6	7
LUDLOW	1	9	10
LUNENBURG	15	20	35
LYNDON	4	30	34
MAIDSTONE	5	3	8
MANCHESTER		18	18
MARLBORO	4	5	9
MARSHFIELD	5	24	29
MENDON		4	4
MIDDLEBURY	1	36	37
MIDDLESEX		16	16
MIDDLETOWN SPRINGS		15	15
MILTON		35	35
MONKTON		36	36
MONTGOMERY		9	9
MONTPELIER		4	4
MORETOWN		13	13
MORGAN		9	9
MORRISTOWN		34	34
MT HOLLY	1	14	15



The overall harvest was up in 19 of Vermont's 24 Wildlife Management Units (WMU's) lead by WMU K2 with 388 birds reported, followed by J1 (386 birds) and J2 (371 birds reported) in central Vermont.

Harvests were down just slightly in WMU's A, F1, F2, G and K1. Similar to last year, counties with the highest harvest in 2005 were Rutland (570) followed closely by Orange County (560) and Windsor (528). Notably, Caledonia County (517 birds) edged past Addison County's harvest with 496 turkeys reported.

2005 LEGAL SPRING TURKEY HARVEST BY TOWN AND RESIDENCY

Town of Kill	Non-Resident	Resident	Total Harvest
MT TABOR	1	3	4
N HERO		5	5
NEW HAVEN		62	62
NEWARK	1	5	6
NEWBURY	28	55	83
NEWFANE	2	13	15
NEWPORT		25	25
NORTHFIELD		22	22
NORTON		4	4
NORWICH	8	12	20
ORANGE	3	25	28
ORWELL		57	57
PANTON		15	15
PAWLET	10	40	50
PEACHAM	2	35	37
PERU	1	4	5
PITTSFIELD		5	5
PITTSFORD	2	31	33
PLAINFIELD		34	34
PLYMOUTH		13	13
POMFRET	3	21	24
POULTNEY	2	50	52
POWNAL	1	28	29
PROCTOR	1	9	10
PUTNEY		7	7
RANDOLPH	7	38	45
READING		10	10
READSBORO	2	7	9
RICHFORD		9	9
RICHMOND		21	21
RIPTON		3	3
ROCHESTER	6	11	17
ROCKINGHAM	2	27	29
ROXBURY		5	5
ROYALTON	1	19	20
RUPERT	9	31	40
RUTLAND TOWN	1	12	13
RYEGATE	22	41	63
S HERO		10	10
SALISBURY		15	15
SANDGATE	2	20	22
SHAFTSBURY	1	20	21
SHARON	1	22	23
SHEFFIELD		14	14
SHELBURNE	1	24	25
SHELDON		8	8
SHERBURNE	2	1	3
SHOREHAM	1	30	31
SHREWSBURY	1	18	19
SPRINGFIELD	9	41	50
ST ALBANS		7	7
ST GEORGE		2	2
ST JOHNSBURY	2	20	22
STAMFORD	3	3	6
STANNARD	2	4	6
STARSBORO		16	16
STOCKBRIDGE	2	14	16
STOWE		32	32
STRAFFORD	1	16	17
STRATTON	1	3	4
SUDBURY	1	17	18
SUNDERLAND	1	1	2



NWTF.org

The vagaries of weather and its impact on winter survival, spring productivity, turkey populations and harvests are unpredictable and difficult to gauge.

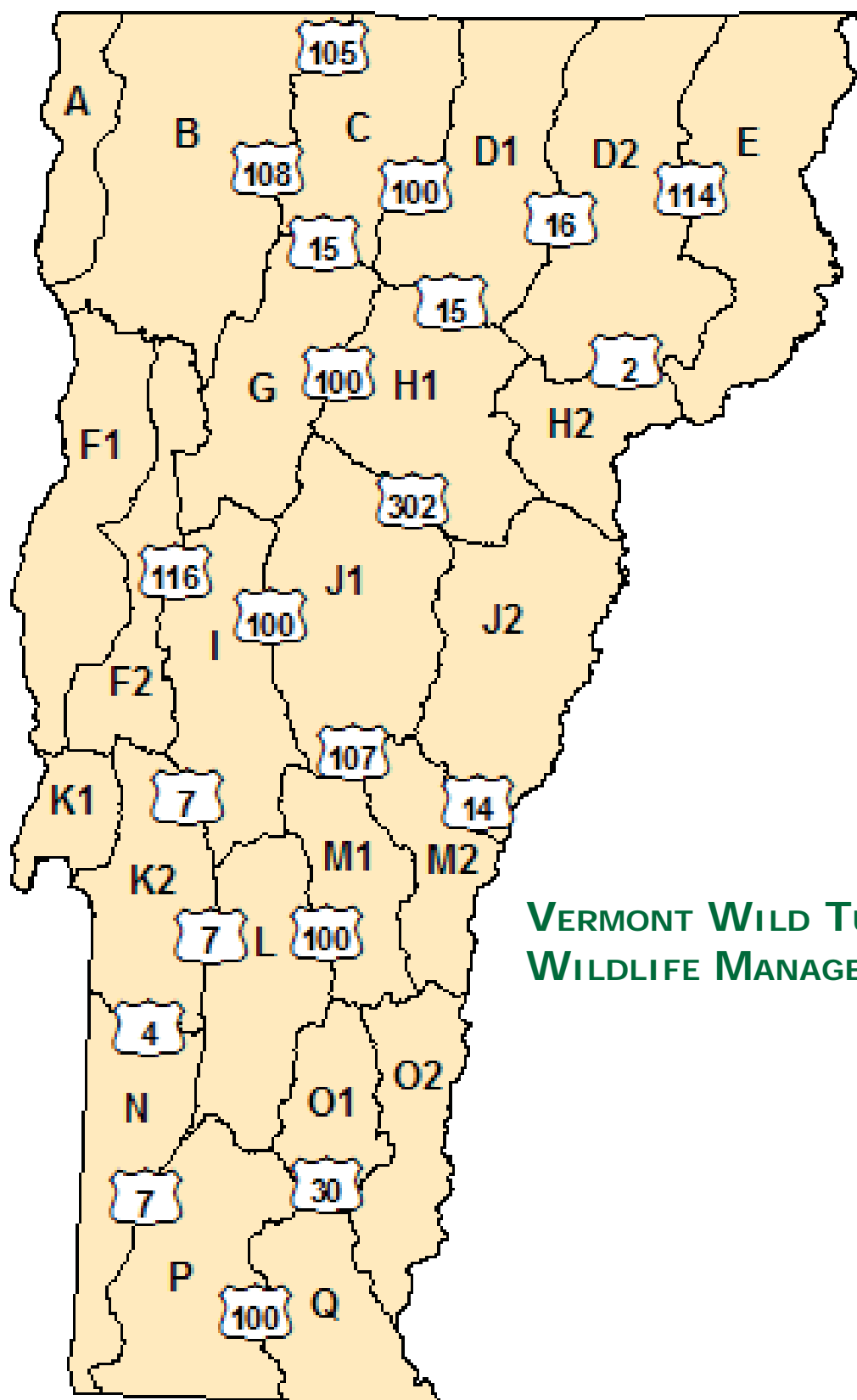
This year's higher harvest continues a modest, upward trend experienced over the previous two years and may reflect a similar trend in population level. Somewhat higher productivity from the 2004 nesting season may have contributed to this.

However, longer-term harvest trends suggest that Vermont's turkey population may be stabilizing near peak historic levels. In the interest of maintaining Vermont's high quality spring turkey hunting season, and in light of our recent record high harvests, our conservative fall harvest structure is most appropriate and should be continued.

2005 LEGAL SPRING TURKEY HARVEST BY TOWN AND RESIDENCY

Town of Kill	Non-Resident	Resident	Total Harvest
SUTTON		23	23
SWANTON		8	8
THETFORD	3	25	28
TINMOUTH	2	30	32
TOPSHAM	2	24	26
TOWNSHEND	1	16	17
TROY		14	14
TUNBRIDGE	4	41	45
UNDERHILL		9	9
UNKNOWN	4	17	21
VERGENNES		1	1
VERNON	2	12	14
VERSHIRE	2	13	15
VICTORY		1	1
W FAIRLEE		18	18
W HAVEN		20	20
W RUTLAND		13	13
W WINDSOR	5	15	20
WAITSFIELD		14	14
WALDEN	2	18	20
WALLINGFORD		22	22
WALTHAM		10	10
WARDSBORO		7	7
WARREN		10	10
WASHINGTON		24	24
WATERBURY		2	2
WATERFORD	4	42	46
WEATHERSFIELD	11	44	55
WELLS	4	19	23
WESTFIELD		8	8
WESTFORD		13	13
WESTMINSTER		5	5
WESTMORE		8	8
WESTON		13	13
WEYBRIDGE		10	10
WHEELOCK		6	6
WHITING		10	10
WHITINGHAM	1	9	10
WILLIAMSTOWN		53	53
WILLISTON		23	23
WILMINGTON	1	16	17
WINDHAM		2	2
WINDSOR		13	13
WINHALL	3	6	9
WOLCOTT		17	17
WOODBURY		3	3
WOODFORD	1	1	2
WOODSTOCK	3	26	29
WORCESTER		7	7
	380	4,269	4,649





**VERMONT WILD TURKEY
WILDLIFE MANAGEMENT UNITS**

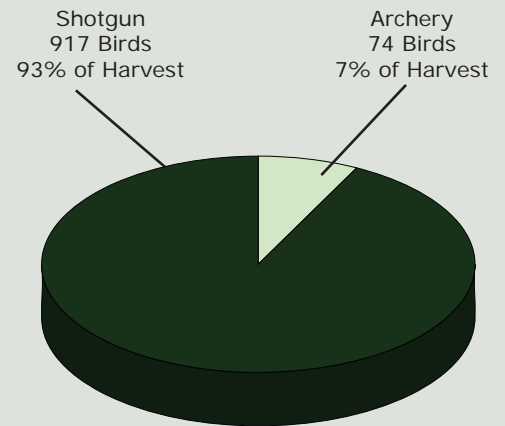
2005 LEGAL FALL TURKEY HARVEST BY TOWN AND METHOD

Town of Kill	Archery	Shotgun	Total Harvest
ADDISON	2	17	19
ANDOVER	1	2	3
ARLINGTON		2	2
BALTIMORE		2	2
BARNARD		1	1
BARNET	1	8	9
BARRE	1	12	13
BENNINGTON		2	2
BENSON	1	7	8
BERLIN	3	12	15
BETHEL	3	12	15
BOLTON	1	2	3
BRADFORD		2	2
BRAINTREE		22	22
BRANDON		7	7
BRATTLEBORO		5	5
BRIDGEWATER		8	8
BRIDPORT		9	9
BRISTOL		10	10
BROOKFIELD	1	15	16
CABOT	3	14	17
CALAIS		2	2
CAMBRIDGE		3	3
CASTLETON		9	9
CAVENDISH		3	3
CHARLOTTE	2	20	22
CHELSEA	1	9	10
CHESTER	1	11	12
CHITTENDEN		4	4
CLARENDON		4	4
CORINTH		3	3
CORNWALL		7	7
DANBY	1	8	9
DANVILLE		4	4
DOVER	1	2	3
DUMMERSTON		3	3
DUXBURY		7	7
E MONTPELIER	1	1	2
FAIR HAVEN		1	1
FAIRLEE		2	2
FAYSTON	1	1	2
FERRISBURG	1	16	17
GRAFTON	1	3	4
GROTON	3	6	9
GUILFORD	1		1
HALIFAX	1	3	4
HANCOCK		5	5
HARDWICK	1		1
HARTFORD	1	4	5
HARTLAND	2	4	6
HINESBURG		11	11
HUNTINGTON		5	5
JAMAICA		2	2
JERICO		1	1
JOHNSON		3	3
LANDGROVE		1	1
LEICESTER	1	9	10
LINCOLN		1	1
LONDONDERRY	1	8	9
MANCHESTER		2	2
MIDDLEBURY		7	7
MIDDLETOWN SPRINGS		8	8

Fall Turkey Season

The 2005 fall season resulted in a harvest of 991 either-sex birds, down 15% from the fall 2004 harvest of 1,168 birds and somewhat higher than the previous three fall seasons' harvest average of 932 birds. It is important to note that fall harvests typically are poor indicators of Vermont's turkey population trend.

FALL TURKEY HARVEST METHOD OF HARVEST 991 TURKEYS HARVESTED



The 2005 fall archery-only season accounted for 74 of the harvested birds, with the balance of the birds (917) taken in the shotgun season. Fall birds were taken in 141 Vermont towns.

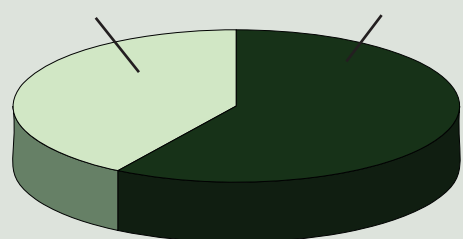
As many of our reporting agents (and hunters) have a difficult time discerning the sex and age of fall harvested birds (particularly immature birds) we have learned to view the accuracy of our fall sex and age reported data with caution and some skepticism. Final tallies indicate immature birds made up 41% of the harvest, while females accounted for about 60% of the total harvest. Of this female component, 73% were adult birds and 27 % were immature. The immature to adult female ratio was 1: 1.1.

FALL TURKEY HARVEST

AGE DISTRIBUTION OF HARVEST

Immatures
403 Birds
41% of Harvest

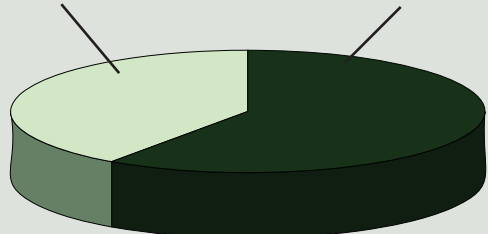
Adults
574 Birds
59% of Harvest



AGE DISTRIBUTION OF HARVEST

Males
393 Birds
40% of Harvest

Females
584 Birds
60% of Harvest



2005 LEGAL FALL TURKEY HARVEST BY TOWN AND METHOD

Town of Kill	Archery	Shotgun	Total Harvest
MONKTON		13	13
MORETOWN		7	7
MORRISTOWN		7	7
MT HOLLY	1	2	3
NEW HAVEN		21	21
NEWBURY	4	18	22
NORTHFIELD		9	9
NORWICH		4	4
ORANGE	1	5	6
ORWELL	1	14	15
PANTON		1	1
PAWLET		19	19
PEACHAM	2	19	21
PITTSFIELD		1	1
PITTSFORD		16	16
PLAINFIELD	2		2
POMFRET		2	2
POULTNEY	1	3	4
POWNAL		6	6
PROCTOR		6	6
PUTNEY		1	1
RANDOLPH	1	15	16
READING		4	4
READSBORO		3	3
RICHMOND		3	3
ROCHESTER		23	23
ROCKINGHAM		8	8
ROXBURY		2	2
ROYALTON		3	3
RUPERT	2	15	17
RYEGATE	1	39	40
SALISBURY		4	4
SANDGATE		2	2
SHAFTSBURY	1	8	9
SHARON		1	1
SHELBURNE	2	8	10
SHOREHAM		5	5
SHREWSBURY		4	4
SPRINGFIELD	1	10	11
ST GEORGE		2	2
ST JOHNSBURY	1	1	2
STARSBORO	1	5	6
STOCKBRIDGE		3	3
STOWE	3	10	13
STRAFFORD		3	3
STRATTON		1	1
SUDBURY		4	4
THETFORD	1	2	3
TINMOUTH		9	9
TOPSHAM	1	6	7
TOWNSHEND	1	3	4
TUNBRIDGE		11	11
UNKNOWN	1	4	5
VERNON		2	2
VERSHIRE		5	5
W FAIRLEE		3	3
W HAVEN		4	4
W RUTLAND		7	7
W WINDSOR	1		1
WAITSFIELD		14	14
WALLINGFORD	1	6	7
WARDSBORO		3	3

2005 LEGAL FALL TURKEY HARVEST BY TOWN AND METHOD

Town of Kill	Archery	Shotgun	Total Harvest
WARREN	1	7	8
WASHINGTON		3	3
WATERBURY		4	4
WATERFORD	1	14	15
WEATHERSFIELD	1	13	14
WELLS		6	6
WESTMINSTER		1	1
WESTON		2	2
WEYBRIDGE	1	5	6
WHITING		4	4
WHITINGHAM		4	4
WILLIAMSTOWN		18	18
WILLISTON	1	2	3
WILMINGTON		7	7
WINDHAM		2	2
WINDSOR		1	1
WINHALL		5	5
WOODSTOCK		6	6
TOTALS	74	917	991



As was the case in the fall 2004 turkey season, Wildlife Management Unit J1 reported the highest number of fall birds with 174 taken, followed by WMU F1 with 120 birds and H2 reporting 107.

