

2006 VERMONT WILDLIFE HARVEST REPORT

Moose



VERMONT
FISH & WILDLIFE DEPARTMENT
(802) 241-3700 / www.vtfishandwildlife.com



2006 VERMONT MOOSE HARVEST REPORT

Most of the programs described in this report are funded through the **Federal Aid in Wildlife Restoration Program**. This program was initiated in 1937 as the Federal Aid In Wildlife Act and created a system where by taxes are paid on firearms, ammunition and archery equipment by the public who hunts. Today this excise tax generates over a hundred million dollars each year that are dedicated to state wildlife restoration and management projects across the United States. The State of Vermont use these monies for acquiring land, and for restoring and managing wildlife. These excise tax dollars, coupled with state hunting license fees have been the predominate source of money funding the successful restoration and management of Vermont’s wildlife resources.

Contents

Harvest Dates & Success Rates 2
Biological Data 3
Scouting and Successful Hunters 5
Vermont Moose Harvest by Town and
Wildlife Management Units6
2006 Legal Moose Harvest Data—Males Only7-13
2005 Legal Moose Harvest Data—Females Only 14-19



Protecting the integrity, diversity and vitality of Vermont’s fish, wildlife and plants and their habitats for the people of Vermont.

Vermont Fish & Wildlife Department

Agency of Natural Resources

103 South Main Street, 10 South
Waterbury, Vermont 05671-0501

(802) 241-3700 / www.vtfishandwildlife.com

2006 Moose Report

Six hundred-and-forty eight moose were harvested in Vermont's 2006 moose seasons. Cool and dry weather prevailed on opening weekend of the first season, and northern Vermont hunters enjoyed a few inches of tracking snow. Hunting conditions were very difficult for opening weekend of the second season as heavy rains fell and high winds blew constantly. The overall success rate ended up at 58%, down 3% from the previous year. Approximately 97 tons (an estimated 194,000 lbs) of boneless moose venison was harvested.

Either-sex permits were issued to 810 permittees across 18 Wildlife Management Units (WMUs). In addition, 305 permits for antlerless moose were issued for WMUs D2, E1, E2, and O1 for a total of 1,115 permits issued. Five of these permits were won by bidders through an auction process, with winning bids ranging from \$5,901 to \$3,787.

Harvest Dates & Success Rates

Vermont's 14th moose season began on the third Saturday in October (21st). A split-season format was used for the second consecutive year, with either-sex permit holders hunting the first season and antlerless-only permittees hunting the following week. The exception to this setup was that the antlerless permit holders for WMU O1 also hunted during the first season. Two hundred twenty-three moose were taken on opening day (Table 1). Either-sex permit holders recorded a 64% overall success rate (down from 66% in 2005). Forty-four percent of antlerless permit holders were successful, down from 46 % the previous year. Success rates by WMU and Permit Type are given in Table 2.



Art Dell Orto

A total of 11,987 valid applications were received for the 2006 Vermont moose season lottery (9,792 residents and 2,195 non-residents). The chances of drawing a permit were 1 in 10 for residents (999 permits allocated) and 1 in 20 for non-residents (111 permits allocated).

TABLE 1. 2006 VERMONT MOOSE HARVEST DISTRIBUTION BY DATE, SEX AND AGE CLASS

Date	Bulls	Cows	Calves	Total	Percent of Harvest
October 21	151	67	5	223	43%
October 22	58	32	6	96	19%
October 23	40	17	3	60	12%
October 24	35	21	5	61	12%
October 25	30	16	4	50	10%
October 26	10	13	4	27	5%
First Season Totals	324	166	27	517	100%
October 28	2	32	4	38	29%
October 29	-	27	3	30	23%
October 30	-	23	4	27	21%
October 31	-	11	3	14	11%
November 1	1	12	2	15	11%
November 2	-	5	2	7	5%
Second Season Totals	3	110	18	131	100

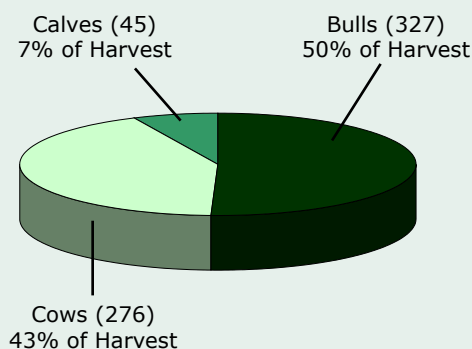
TABLE 2. 2006 VERMONT MOOSE HUNTER SUCCESS RATES BY WMU AND PERMIT TYPE

WMU	Bulls	Cows	Male Calves	Female Calves	Total Harvest	Permits Issued	Percent Success	2005 Success Rate
B	1				1	5	20%	20%
C	10	5			15	25*	60%	67%
D1	15	11	1	1	28	40*	70%	74%
D2A		29	2	4	35	110*	32%	40%
D2E	57	36	2	6	100	171	58%	66%
D2(E&A)	(57)	(64)	(4)	(10)	(135)	(281)	48%	58%
E1A	1	36	5		42	70	60%	60%
E1E	70	42	1		113	140	81%	79%
E1(E&A)	(71)	(78)	(6)		(155)	(210)	74%	73%
E2A	2	45	4	3	54	110	49%	45%
E2E	76	40	5	3	124	184	67%	69%
E2(E&A)	(78)	(85)	(9)	(6)	(178)	(294)	61%	60%
G	4	3	1	1	9	20*	45%	73%
H1	10	5			15	25	60%	56%
H2	2				2	5	40%	20%
I	14	4			18	30*	60%	80%
J1	8	1		1	10	20	50%	60%
J2	11	2		1	14	25*	56%	45%
L	5	4			9	20	45%	50%
M1	10	3	1	2	16	25*	64%	50%
M2					0	5*	0%	--
O1	9	1		1	11	20*	55%	60%
O1A		3			3	15*	20%	20%
P	20	5			25	40*	63%	53%
Q	2	2			4	10	40%	40%
Totals	327	276	22	25	648	1,115	58%	61%

*Denotes increase of 5 – 20 permits from 2005 allocations.

648 MOOSE HARVESTED

AGE AND SEX DISTRIBUTION OF HARVEST



Biological Data

Three hundred twenty-seven (50%) of moose taken were bulls, 276 (43%) were cows, and 45 (7%) were calves (22 males and 23 females). Completely-dressed carcass weights were obtained from 584 moose, or 90% of the total harvest. Twenty bulls weighed over 800 lbs, including the largest which was a 6-year old taken in Canaan that weighed 923 lbs. The average completely-dressed weight of 18 male calves, 69 yearling bulls and 229 older bulls was 257, 448 and 665 lbs, respectively. The average beam diameter of 77 yearlings was 33.9 mm. Comparisons of yearling bull weights and beam diameters are shown in **Figures 1 and 2**.

Fig. 1. Yearling Male Carcass Weight Vermont Moose Harvests

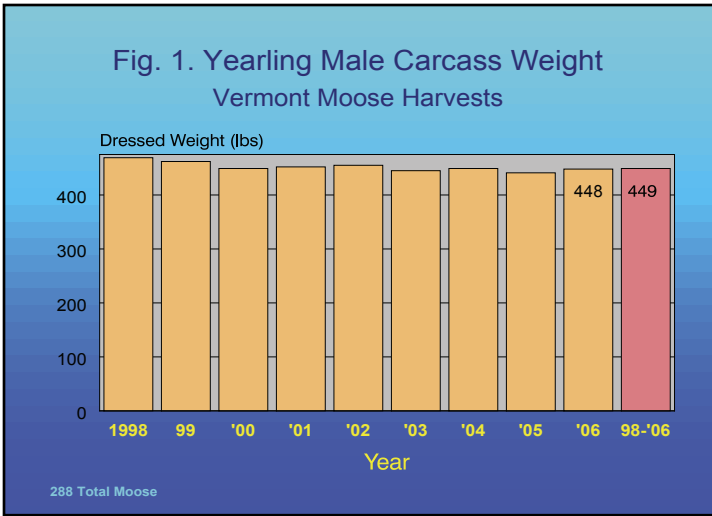
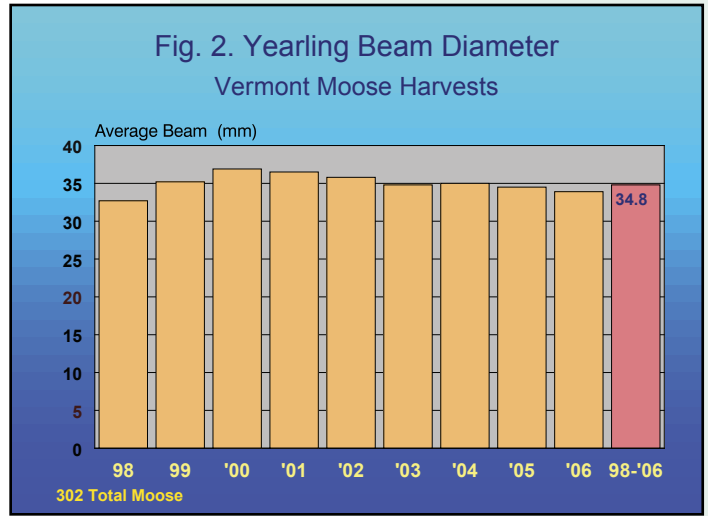
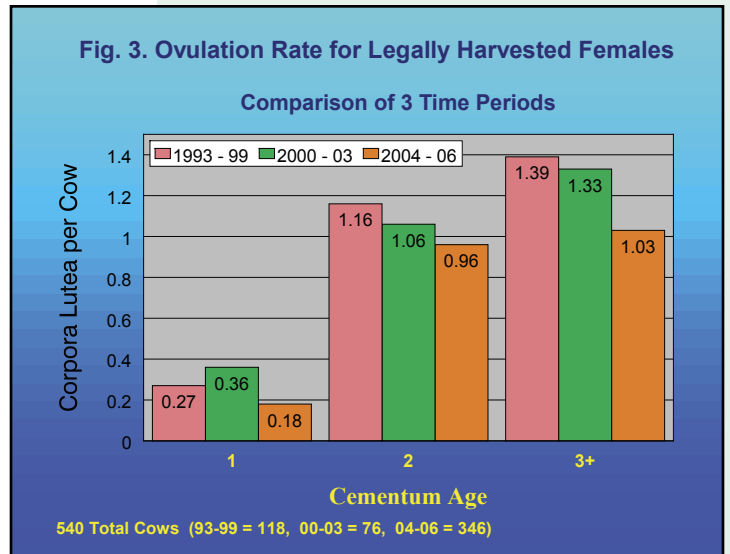


Fig. 2. Yearling Beam Diameter Vermont Moose Harvests



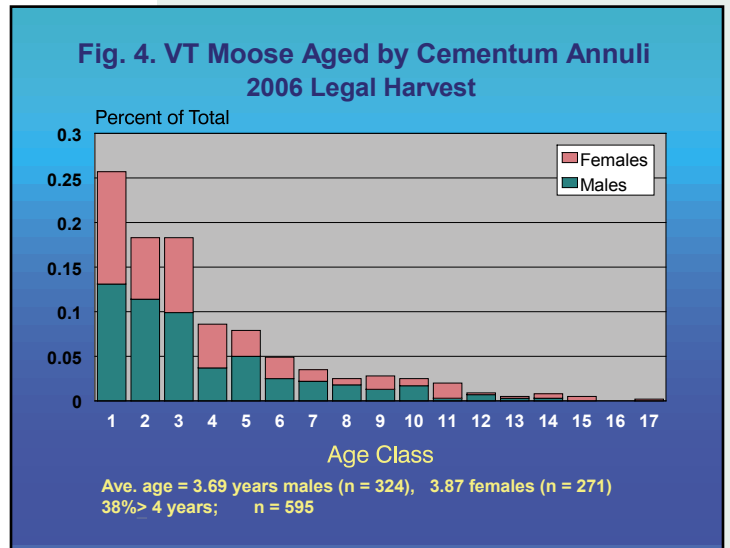
The heaviest cow was a 9-year old weighing 804 lbs and taken in Charleston. The average weight of 20 calves, 67 yearling cows and 175 older cows was 229, 425 and 550 lbs, respectively. Complete sets of paired ovaries collected from 124 cows were sectioned and examined for evidence of ovulation. The ovulation rates (with 2005 rates shown in parentheses) were 0.19 ova/cow for 37 yearlings (0.00), 0.69 for 16 two-year-olds (1.05), and 0.94 for 71 cows > 3 years old (1.00). **Figure 3** compares ovulation rates by age classes for 3 time periods.

Fig. 3. Ovulation Rate for Legally Harvested Females



A central incisor was also collected from 596 adult moose, then cleaned and shipped to Montana for aging by the counting of cementum annuli. The average age of the 324 bulls and 272 cows was 3.69 and 3.86 years, respectively (Figure 4). Twenty-six percent of these moose were yearlings, and 38% were > 4 years of age. The oldest bull and cow were 14 and 17 years, respectively.

Fig. 4. VT Moose Aged by Cementum Annuli 2006 Legal Harvest





Scouting

Moose hunter surveys were returned by 658 of the 1,115 permittees, 630 (94%) of whom reported that they scouted prior to the hunting season. Average time spent scouting was 24.3 hours/party, and the average number of moose seen per hour scouted was 0.124, or approximately 1 moose seen for every 8 hours of scouting effort. A comparison of scouting data between WMUs is presented in **Table 3**.

Successful Hunters

Fifty-eight percent of both resident and non-resident hunters were successful in filling their tags. The 65 non-resident hunters who bagged a moose hailed from 21 different states or provinces as follows: MA (16), NY (10), NH (8), CT (6), PA (5), VA, TX, SC and MI (2 each), and 1 each from FL, IL, KS, KY, ME, AL, NJ, WI, OH, UT, NC, and Quebec. Subpermittees took 117 (18%) of the moose killed. Most moose (633) were taken with rifles, 14 with muzzleloaders, and 1 with a handgun.

**TABLE 3. MOOSE SEEN PER HOUR SCOUTED FROM 620 HUNTER SURVEY RETURNS
2006 VERMONT MOOSE HUNT**

WMU	Permit Type	Number Scouting	Moose Seen	Hours Scouted	Moose/Hr Scouted (MSHS)	MSHS 2005	Hours/hunter scouting
B	E	2	0	36	0	0	18
C	E	11	22	170	0.13	0.07	15
D1	E	27	49	665	0.07	0.10	25
D2	A	57	126	1,470	.09	0.10	26
D2	E	100	364	2,167	0.17	0.14	22
E1	A	39	150	863	0.17	0.19	22
E1	E	86	350	1,936	0.18	0.19	23
E2	A	46	143	934	0.15	0.10	20
E2	E	102	386	2,789	0.14	0.10	27
G	E	14	14	289	0.05	0.04	21
H1	E	12	22	215	0.10	0.14	18
H2	E	4	2	152	0.01	0	38
I	E	20	47	555	0.08	0.06	28
J1	E	13	16	329	0.05	0.16	25
J2	E	11	23	219	0.10	0.07	20
L	E	13	34	520	0.06	0.04	40
M1	E	14	13	347	0.04	0.08	25
M2	E	2	1	40	0.02	--	20
O1	A	8	2	138	0.01	0.04	17
O1	E	10	22	191	0.12	0.14	19
P	E	26	70	901	0.08	0.12	35
Q	E	3	0	116	0	0.02	39
Totals		620	1,865	15,042	0.124	0.124	24.3
ALL	E only	470	1,444	11,637	0.124	0.123	24.8
E1 & E2	E	188	736	4,725	0.156	0.14	25.1

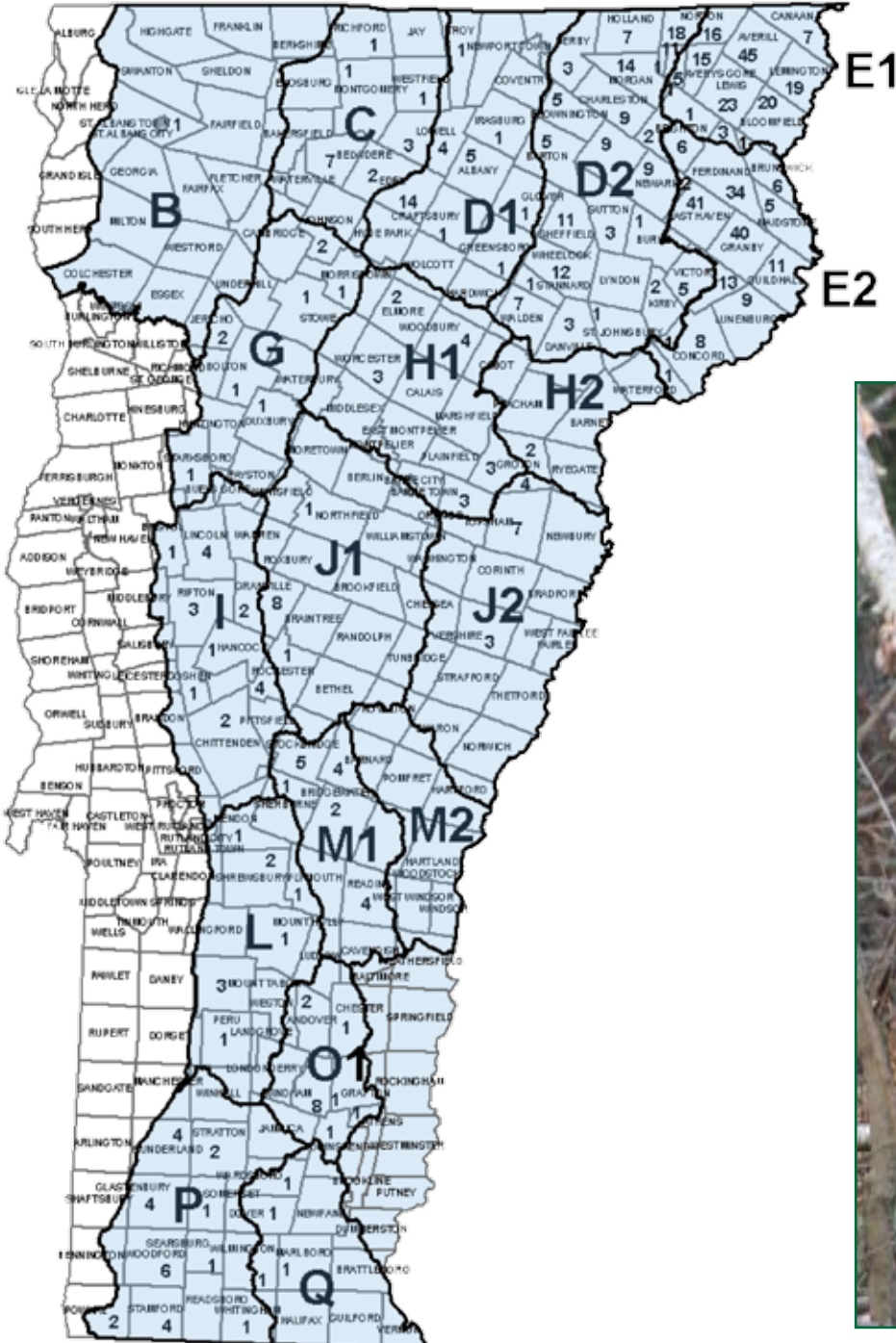
¹ E = either sex, A = antlerless only

Unsuccessful Hunters

Overall, 467 hunters were unsuccessful. Of the 201 (43%) who returned a survey, only 98 (49%) hunted all 6 days. Thirty-five hunted for 5 days, 26 for 4, 20 for 3, 14 for 2, 7 for 1, and 1 for 0 days. One hundred and seven of the unsuccessful hunters saw a total of 354 moose, and 77 (or 34% of all unsuccessful hunters who hunted at least 1 day) passed up moose that they believed they could have taken (85 bulls, 88 cows, and 58 calves). The 85 bulls include 42 which were encountered but off limits to 37 antlerless-only permit holders.

Moose were taken in 102 different towns. The towns with the highest harvests were Averill (45), East Haven (41), Granby (40), Ferdinand (37), Norton (34), Lewis (23) and Bloomfield (20). Figure 5 shows the geographic distribution of the moose harvest by township and WMU.

FIGURE 5. 2006 VERMONT MOOSE HARVEST BY TOWN AND WILDLIFE MANAGEMENT UNIT



Wayne Laroche

TABLE 4. 2006 LEGAL MOOSE HARVEST DATA--MALES ONLY

Last Name	WMU	Town of Kill	Age	Weight	Beam	Pts/Left	Pts/Right	Spread
ADAMS JR	E1	BRIGHTON	1	331	19	1	1	99.9
ALEXANDER	D2	WHEELOCK	10	9999	56	6	5	44
AMIDON	E2	CONCORD	3	631	44	5	5	34.5
ATKINS	I	LINCOLN	7	724	55	7	5	47
AUSTIN	E2	GRANBY	4	649	49	4	4	38.5
AYERS	E2	EAST HAVEN	2	771	58	8	12	55
BACHAND	E2	EAST HAVEN	2	513	41	4	3	32
BADOR	H1	WORCESTER	5	678	55	7	6	44.5
BAKER	E1	LEWIS	4	723	48	5	5	40
BALLOU	E1	NORTON	3	9999	51	4	3	38.75
BARNHARDT	P	WOODFORD	12	716	68	9	7	57
BARROWS	E1	NORTON	5	816	57	10	10	50
BECK	J2	GROTON	1	494	28	2	2	23.5
BENJAMIN	E2	EAST HAVEN	6	817	50	6	6	39.5
BERK	E2	FERDINAND	7	772	55	9	11	42.5
BESSETTE	D2	WALDEN	2	9999	50	6	5	37
BETIT	O1	WINDHAM	3	566	43	3	3	33
BILLINGS	E2	EAST HAVEN	7	580	51	6	7	45
BIRD	E1	AVERILL	1	506	32	2	2	25.5
BLACKMORE	E2	EAST HAVEN	8	714	99.9	99	99	99.9
BLAIR	I	LINCOLN	4	750	60	7	7	45.5
BOISVERT	E1	NORTON	1	482	37	1	1	22
BORTZ	E1	LEWIS	8	634	45	3	3	41
BOUCHER	E2	VICTORY	1	424	35	2	2	23.5
BOURDEAU	E1	AVERILL	2	584	43	4	4	30.5
BOWEN	E1	LEMINGTON	5	780	51	4	4	48
BOYLAN	E2	GRANBY	2	506	39	3	3	33
BRANON	B	ST ALBANS	1	420	28	2	2	19
BRETT	H1	WORCESTER	4	585	49	4	4	41
BRIGAN	D1	ALBANY	4	761	55	10	11	51
BROSSEAU	E1	NORTON	3	673	46	6	5	39.5
BROUILLETTE	E1	AVERILL	2	550	48	4	4	32
BROWN	D1	EDEN	9	666	64	8	11	47.5
BRUCE JR	D2	VICTORY	10	695	58	11	10	50
BRUNELLE	E2	FERDINAND	1	425	31	2	2	23.5
BRYAN	P	WOODFORD	2	499	32	2	3	26.5
BUKER	C	LOWELL	99.9	654	49	6	7	39
BURNOR	G	JERICO	3	705	54	6	5	43.5
CAMERON	D2	WARREN GORE	2	576	38	5	1	18
CAMP	H1	ELMORE	1	446	38	2	2	24
CAMPBELL	D2	NEWARK	1	468	26	1	99	99.9
CANDREVA	M1	STOCKBRIDGE	1	468	37	1	1	20
CAPSEY	D2	NORTON	99.9	9999	99.9	99	99	30
CARGILL	E1	AVERILL	1	376	35	3	3	28.5
CARRIER	E1	LEMINGTON	2	9999	43	5	5	29
CARTER	M1	STOCKBRIDGE	4	732	59	99	99	37
CELLEY	E1	AVERILL	5	829	65	13	11	55
CHADWICK	J2	TOPSHAM	2	9999	36	2	2	21
CHEEVER	J1	GRANVILLE	2	736	54	6	6	42.5
CHESKI	E2	GRANBY	4	692	46	5	6	38.5
CLARK JR	I	RIPTON	3	619	43	5	2	38.5
COBURN II	J2	VERSHIRE	1	384	36	3	4	21.5

Weight is carcass weight completely dressed in lbs., *Beam* is in millimeters, *Pts./Left and Right* are number of points at least 1 inch long, *Spread* is in inches measured to the nearest half-inch. 99, 99.9 and 9999 = unknown or missing data.

TABLE 4. 2006 LEGAL MOOSE HARVEST DATA--MALES ONLY

Last Name	WMU	Town of Kill	Age	Weight	Beam	Pts/Left	Pts/Right	Spread
CODERRE	E1	CANAAN	0.5	239	99.9	99	99	99.9
COLBY	E2	GUILDHALL	7	683	55	8	8	45.5
COLE	M1	READING	3	631	44	3	4	31.5
COMEAU	E2	GUILDHALL	2	546	24	1	4	21
COONS	E1	BLOOMFIELD	1	507	34	2	3	22
CORLISS	D1	EDEN	10	907	61	8	8	57.25
COUTURE	E1	AVERILL	12	754	60	4	8	57.5
COVEY JR	E1	WARREN GORE	6	864	65	7	9	45
CROSS	E1	AVERILL	1	412	32	2	2	19
CRUM	H1	GROTON	5	686	53	6	9	42
CURRIER	E2	FERDINAND	5	786	52	10	11	46
DALEY JR	D2	MORGAN	2	709	52	5	7	40.5
DANYOW	E1	LEMINGTON	4	753	50	10	10	49.5
DELISLE JR	J1	GRANVILLE	2	602	41	5	5	37
DELL ORTO	D2	NORTON	3	644	45	4	6	32.5
DENCE SR	P	POWNAL	4	740	58	6	8	49
DENISON	Q	MARLBORO	1	492	35	2	3	28
DETH	E2	EAST HAVEN	9	694	52	5	5	44.5
DEVOST	E2	FERDINAND	2	632	41	5	7	36
DEWEY	P	WOODFORD	2	520	38	3	3	29
DIMINICO, JR	E1	NORTON	1	9999	38	99	3	99.9
DOMINA	E1	NORTON	0.5	256	99.9	99	99	99.9
DONAGHY	E2	EAST HAVEN	0.5	282	99.9	99	99	99.9
DOWNING	J2	TOPSHAM	3	673	52	7	6	99.9
DRAGON	I	RIPTON	4	702	49	7	7	41
DRIGGERS	M1	BRIDGEWATER	1	442	45	3	3	25.5
DUCHAIINE JR	J2	GROTON	3	609	52	7	5	51
DUFFEY	E2	GRANBY	2	515	41	6	5	30.5
DUPREY	J1	GRANVILLE	3	606	51	3	7	40.5
DUROCHER	E2	BRIGHTON	5	743	50	10	10	47.5
EASTER	E2	GRANBY	5	658	43	7	6	39
EATON	J2	TOPSHAM	4	643	51	7	7	44.5
EMERSON	D2	BRIGHTON	2	595	45	5	6	30
EMERY	E2	EAST HAVEN	3	600	43	4	4	37
EMMONS	E2	MAIDSTONE	2	557	45	4	3	26
EUBER	E1	LEMINGTON	6	822	58	10	9	51
FANTASKEY	E1	MORGAN	8	808	58	6	8	54
FARNHAM	D2	WALDEN	3	589	42	4	3	37.5
FARQUHARSON	H2	GROTON	2	526	43	3	2	28.5
FARRELL	J1	ROCHESTER	2	552	43	99	5	99.9
FEMIA	M1	READING	1	416	34	3	4	29.5
FISH	E2	GRANBY	3	635	43	4	4	35
FLANDERS	E2	FERDINAND	3	598	41	3	3	34.5
FLETCHER JR	E2	EAST HAVEN	7	796	58	10	10	53.5
FLYNN	D2	DERBY	3	771	50	8	6	42.5
FRAZIER	D1	ALBANY	1	447	30	2	1	19
FRENCH	M1	KILLINGTON	3	724	52	5	5	48
FULLER	P	SUNDERLAND	2	525	47	3	3	29
GAGLIARDI	I	CHITTENDEN	14	782	69	6	7	99.9
GAGNE	E1	LEWIS	2	9999	46	5	4	32.5
GAJ	M1	STOCKBRIDGE	3	673	49	9	8	40
GARDNER	P	POWNAL	2	627	45	4	4	34.75
GAUDETTE	D2	BROWNINGTON	0.5	295	99.9	99	99	99.9
GAY JR	E1	BLOOMFIELD	3	518	37	1	2	24

TABLE 4. 2006 LEGAL MOOSE HARVEST DATA--MALES ONLY

Last Name	WMU	Town of Kill	Age	Weight	Beam	Pts/Left	Pts/Right	Spread
GENCO	E2	EAST HAVEN	5	722	57	11	9	48
GENDRON	E1	BLOOMFIELD	1	482	30	2	2	23
GLASS	D1	EDEN	2	619	56	99	6	37
GOCHIE	E2	FERDINAND	6	738	58	8	8	52
GOKEY	D2	BROWNINGTON	12	678	49	5	5	44
GOSS	E2	VICTORY	0.5	218	99.9	99	99	99.9
GRAHAM	E2	GRANBY	2	485	34	4	99	99.9
GRANDBOIS	E1	AVERILL	3	673	44	4	5	35.5
GRASS	E2	VICTORY	9	894	57	11	10	57
GRAY	D2	SUTTON	10	828	61	8	7	54.5
GREAVES	D2	WALDEN	1	291	30	1	2	18
GREENE	E2	VICTORY	7	874	64	10	9	54.5
GREENE	P	GLASTENBURY	4	562	51	7	8	47.5
GUAY	D2	DERBY	5	725	53	3	3	39
GUNTULIS	E2	BRIGHTON	0.5	258	99.9	99	99	99.9
HALE	D1	EDEN	2	560	40	3	3	28
HAMBLETT	E2	FERDINAND	7	840	57	7	9	54
HAMMOND	D2	NORTON	2	536	33	4	3	31.5
HAMMOND	D2	WHEELLOCK	0.5	9999	99.9	99	99	99.9
HARLOW	O1	WINDHAM	8	732	60	10	9	54
HARRINGTON	P	SEARSBURG	3	551	48	3	2	35.5
HARTE JR	E1	AVERILL	1	450	28	2	1	20.5
HASKINS	P	STAMFORD	5	794	58	12	10	48
HENDERSON	H1	GROTON	5	795	65	12	8	53.5
HIGGINS	D2	WESTMORE	3	577	43	7	6	40
HIGGINS	L	PLYMOUTH	2	536	43	4	3	35.5
HITCHCOCK	O1	ATHENS	2	634	40	3	3	30
HODGE	E1	AVERILL	2	594	40	4	5	31
HOOK	E1	AVERILL	2	583	48	4	4	31
HOOKER	D2	NEWARK	1	501	38	2	2	24.5
HORNER	G	JOHNSON	0.5	242	99.9	99	99	99.9
HOULE	E2	GRANBY	14	645	48	99	5	99.9
HOVEY	D2	VICTORY	1	476	38	2	2	22
HOWE	P	GLASTENBURY	3	611	50	7	7	40
HUNKLER	E1	AVERYS GORE	1	461	27	1	2	99.9
HUTCHINS	E1	AVERYS GORE	2	9999	35	4	5	26
HUTCHINS	D2	CHARLESTON	1	518	30	3	99	99.9
INGALLS JR	C	LOWELL	5	725	45	5	5	41.5
IOVINO	J2	GROTON	3	682	41	8	8	49
IRWIN	E2	EAST HAVEN	5	787	62	9	9	47.5
JACKSON	E1	LEMINGTON	3	626	44	4	3	35.5
JARVIS	O1	CHESTER	5	670	51	5	6	42.5
JENKS	E2	MAIDSTONE	4	672	46	4	5	33
JETTE	E1	AVERILL	1	442	31	3	2	26.5
JEWETT	D2	NORTON	3	576	45	7	8	38
JOHNSON	C	LOWELL	3	634	46	7	7	34.5
JOHNSON	D2	WESTMORE	1	472	32	3	2	22.5
JOHNSON	D2	WESTMORE	5	714	53	5	6	40
JOHNSON	J2	GROTON	2	560	39	3	3	30
JONES	E2	FERDINAND	3	611	41	4	5	29
JONES	E2	EAST HAVEN	11	762	54	6	4	42
JOSLIN	G	BOLTON	2	575	53	7	6	38
JOYAL	E2	FERDINAND	9	734	51	7	8	49.5
JUTRAS	C	RICHFORD	1	466	43	3	2	22.5

TABLE 4. 2006 LEGAL MOOSE HARVEST DATA--MALES ONLY

Last Name	WMU	Town of Kill	Age	Weight	Beam	Pts/Left	Pts/Right	Spread
KAUFMAN	E1	BLOOMFIELD	9	743	53	2	4	40
KEENAN	E1	AVERILL	1	571	51	6	6	41
KERR	D1	GREENSBORO	4	636	41	6	9	45
KILCOLLINS	E1	LEWIS	7	718	57	10	9	46.5
KINNEY	E1	BLOOMFIELD	1	505	30	3	3	22
KINNEY	D2	MORGAN	1	445	31	2	2	26.5
KITTREDGE	E1	LEWIS	5	794	60	8	7	43
KNAPP	D2	MORGAN	1	440	29	2	2	20.5
KORROW	J1	NORTHFIELD	8	826	59	6	7	51
KOSAHOWSKI	H1	ORANGE	1	412	41	4	2	27
KUDIRKA	E2	GRANBY	3	696	45	5	6	37
KURKUL	E1	CANAAN	6	923	60	8	5	52
LABOUNTY JR	D2	SHEFFIELD	2	578	50	5	4	33.5
LABREE	E2	CONCORD	1	9999	32	3	3	22
LANGDELL	C	BELVIDERE	2	626	43	3	4	32
LANTAGNE	E1	BLOOMFIELD	1	9999	32	2	1	24.75
LAPELL	I	RIPTON	2	506	43	3	4	32
LARMIE	M1	BARNARD	2	528	39	4	5	27.5
LAROCHE	E2	GRANBY	2	516	48	3	5	30.5
LARY	I	ROCHESTER	10	742	62	8	9	54
LAWLESS	E1	NORTON	3	580	35	3	5	32.5
LAWRENCE	E1	LEMINGTON	0.5	9999	99.9	99	99	99.9
LEBLANC	D2	NORTON	1	442	27	2	2	20
LEBLANC	H1	WOODBURY	6	640	46	2	3	30.5
LEFEBVRE	E2	EAST HAVEN	4	706	46	7	4	33.5
LEMIUEX	E1	LEMINGTON	3	632	41	4	4	34.5
LENO	O1	WINDHAM	3	602	48	5	4	39
LEPINE	E1	BLOOMFIELD	2	550	48	5	4	29
LESSARD	E1	LEMINGTON	1	421	27	2	2	20.5
LIBERTY	D2	WHEELOCK	1	431	40	2	3	31
LIDSTONE	E1	AVERILL	2	531	40	3	4	28
LONGE	C	BELVIDERE	1	494	60	4	3	23.5
LONGE	D2	CHARLESTON	1	507	39	3	3	26
LOUGEE	E2	FERDINAND	2	548	99.9	3	3	24
LOVETERE	E2	CONCORD	1	466	32	2	2	19
LOVETERE	E2	FERDINAND	3	614	40	4	3	33.5
LUND	E2	GRANBY	1	445	48	3	4	99.9
LUNDE	E2	FERDINAND	2	9999	40	3	2	25
LYMAN	E2	GRANBY	0.5	9999	99.9	99	99	99.9
MACAULEY	H1	ORANGE	5	763	54	5	4	45
MALINOWSKI	P	STAMFORD	1	414	33	2	2	20
MANOS	E2	GRANBY	0.5	280	99.9	99	99	99.9
MARCHEGIANI	P	STAMFORD	2	629	49	6	5	38.5
MARCOUX	E2	FERDINAND	5	796	60	10	10	50.5
MARSH JR	D2	WESTMORE	1	468	37	2	2	22
MARTIN	E2	EAST HAVEN	0.5	206	99.9	99	99	99.9
MASKELL	E2	VICTORY	0.5	286	99.9	99	99	99.9
MAXWELL	E1	AVERYS GORE	7	765	53	9	8	54
MAYHEW	E2	GRANBY	1	404	37	1	1	15
MAZUR	P	SUNDERLAND	5	703	57	8	8	46
MCENTEE	D1	ALBANY	2	500	48	4	4	32
MCGRATH	E2	VICTORY	3	634	41	3	4	33
MCKNIGHT	Q	WILMINGTON	3	670	53	5	5	39
MCMURRAY	E2	EAST HAVEN	0.5	292	99.9	99	99	99.9

TABLE 4. 2006 LEGAL MOOSE HARVEST DATA--MALES ONLY

Last Name	WMU	Town of Kill	Age	Weight	Beam	Pts/Left	Pts/Right	Spread
MCNULTY	P	SUNDERLAND	2	533	47	5	3	28.75
MCTAGGART	D2	MORGAN	3	619	46	4	6	36
MEEK	E2	EAST HAVEN	3	9999	57	4	6	46
MICHELI	E2	GUILDHALL	6	9999	60	8	7	49
MIKKELSEN	D1	LOWELL	0.5	256	99.9	99	99	99.9
MOE	I	HANCOCK	5	740	52	5	4	44
MOORE	D2	NORTON	6	9999	51	6	5	39.5
MOORE	D2	KIRBY	3	626	99.9	6	6	34.5
MOORE JR	E2	CONCORD	2	603	42	5	4	33.5
MOORE SR	E1	AVERILL	7	813	62	6	7	60
MORGAN	D2	NORTON	1	315	31	3	3	22.5
MORRISON	E2	EAST HAVEN	8	606	47	7	8	39
MORSE	D2	MORGAN	1	444	28	2	2	22
MORSE	H1	WORCESTER	3	636	45	7	6	41
MOULTON	E1	LEMINGTON	7	714	61	9	8	48.5
MOWER	M1	READING	1	9999	43	3	3	26
MURRAY	P	STAMFORD	1	387	32	2	2	25.5
NOEL	J1	GRANVILLE	4	802	52	9	8	48.5
NORRIS	E1	LEWIS	0.5	267	99.9	99	99	99.9
NORRIS	E1	LEWIS	0.5	298	99.9	99	99	99.9
NUTBROWN	E1	AVERILL	1	587	49	4	4	28.5
OSGOOD	J2	TOPSHAM	1	499	32	4	2	25
PALMIER	E2	EAST HAVEN	7	729	58	10	9	48.5
PANGBURN	J1	GRANVILLE	1	455	33	2	3	24.5
PAQUETTE	D2	NEWARK	5	902	65	11	7	53
PARAH	D2	WALDEN	2	425	30	2	2	24
PARKER	E1	LEMINGTON	8	716	49	3	3	31.5
PATOINE	J2	VERSHIRE	1	392	32	1	1	99.9
PATRICK	E1	LEWIS	3	9999	39	4	3	35.5
PEARSONS	M1	BARNARD	0.5	237	99.9	99	99	99.9
PENDERGRAFF	D2	SHEFFIELD	6	665	50	8	7	39.5
PEPIN	D2	NORTON	0.5	223	99.9	99	99	99.9
PERKINS	D2	CHARLESTON	2	687	48	7	6	39.5
PERRY	E1	WARREN GORE	2	629	40	3	3	28
PERRY	E1	WARREN GORE	5	719	61	7	10	42
PETERS	H2	GROTON	2	505	36	4	3	24.5
PILOTE	E1	CANAAN	2	650	41	7	5	99.9
PLANTE	D2	WARREN GORE	3	639	42	7	7	36.5
POREMSKI	D2	SHEFFIELD	2	617	52	5	5	41
POTWIN JR	E2	FERDINAND	1	464	35	2	2	24.5
POULIN	D2	MORGAN	2	593	44	4	5	35.5
POULIOT	I	LINCOLN	10	794	67	10	8	54
POWERS	E2	CONCORD	3	571	44	5	4	34
PRATT	E2	GRANBY	1	464	35	2	2	25.5
PRAY	E2	FERDINAND	8	807	52	7	5	46
PRESCOTT	E1	AVERILL	0.5	9999	99.9	99	99	99.9
PROVONCHA	E1	LEWIS	1	342	27	1	2	17
RAINVILLE	D2	WARNERS GRANT	4	555	37	3	4	26.5
RANDALL	E2	EAST HAVEN	5	749	48	5	5	43.5
RAWSON	L	PERU	12	9999	62	11	7	99.9
REALMUTO	P	SUNDERLAND	10	789	60	11	10	58
REHM	E2	FERDINAND	1	9999	30	2	2	19.25
REIL	D1	CRAFTSBURY	3	446	40	5	5	41
REYNOLDS-PETITT	P	WOODFORD	8	675	59	4	4	44.25

TABLE 4. 2006 LEGAL MOOSE HARVEST DATA--MALES ONLY

Last Name	WMU	Town of Kill	Age	Weight	Beam	Pts/Left	Pts/Right	Spread
RICE	D2	SHEFFIELD	6	815	59	9	9	52
RILEY	E1	LEMINGTON	1	9999	99.9	99	99	99.9
RISINGER-HARVEY	I	GRANVILLE	1	9999	31	2	2	17
ROCHELEAU	E2	FERDINAND	6	758	56	6	7	50
ROGERS	J2	TOPSHAM	3	603	45	7	8	30
ROOT	E2	BRUNSWICK	8	734	52	10	10	54
ROWE	E2	FERDINAND	2	728	44	5	5	43
SALO	O1	WINDHAM	1	507	35	2	2	99.9
SANBORN	E2	GUILDHALL	1	418	28	2	1	21.75
SANTAMORE	E2	FERDINAND	10	622	99.9	99	99	99.9
SANVILLE	D1	EDEN	1	474	25	2	2	24
SAUNDERS	E2	GRANBY	3	523	37	1	2	17
SCHULTZ	D2	SUTTON	3	716	54	6	6	49.5
SEEKINS	D1	EDEN	1	9999	33	2	2	26.5
SEIBEL	E2	GRANBY	0.5	247	99.9	99	99	99.9
SHAPPY	L	MT TABOR	9	749	62	9	6	46
SHONIO	E1	BLOOMFIELD	1	482	34	2	4	25.5
SISK	E1	AVERILL	3	576	48	6	7	37
SMITH	I	ROCHESTER	4	9999	99.9	99	99	99.9
SMITH	D2	WHEELock	5	788	51	6	9	45
SMITH	G	JERICO	5	640	50	8	5	48
SMITH	L	MT TABOR	6	723	57	6	8	51.75
SMITH	C	MONTGOMERY	2	483	41	3	3	23
SMITH	D2	NEWARK	3	688	48	7	6	39
SPAULDING	E2	FERDINAND	1	9999	46	3	2	27.5
SPAULDING	E1	AVERILL	2	605	45	5	4	30.5
SPENCER	D2	NEWARK	3	628	36	6	5	39.5
SPRING	D2	WARREN GORE	5	712	43	8	7	45
SPRING	C	WESTFIELD	9	673	61	7	6	47.5
SPRINGER	D2	SHEFFIELD	1	479	40	4	4	28
ST PIERRE	D2	VICTORY	6	734	56	8	8	45
STEARNS	I	LINCOLN	10	609	45	3	6	35
STONE	P	STRATTON	3	719	56	11	8	53.25
STOUT	D2	MORGAN	2	9999	54	12	9	49.5
STOWELL	O1	TOWNSEND	11	646	55	6	6	42
SUMNER	E2	GUILDHALL	1	490	30	2	2	26
SURAT	E2	GRANBY	7	619	44	7	11	45
TAFT	E1	AVERILL	10	739	55	8	9	47
TALLMAN	D1	EDEN	3	727	53	7	6	42
TANCRETI	I	ROCHESTER	3	760	51	6	5	44
TARDIE	D2	WESTMORE	6	750	58	9	10	53
TATRO	C	EDEN	1	408	36	2	2	24.5
TATRO	C	BELVIDERE	5	481	42.5	1	3	21
TEBBETTS	E1	LEMINGTON	4	662	53	5	6	38
THOMAS	M1	READING	3	9999	58	5	5	47.5
THOMPSON	I	CHITTENDEN	1	329	35	1	1	13
TILLINGHAST	E1	WARREN GORE	1	444	25	1	1	19.5
TONEY JR	E2	LUNENBURG	4	672	60	6	6	40
TOWNSEND	E1	AVERYS GORE	2	642	45	4	4	39
TOY	E1	AVERILL	4	597	41	4	4	33.5
TULLER	E2	BRIGHTON	2	582	39	3	3	28
TURNER JR	D2	SHEFFIELD	1	450	36	1	2	21
TYRELL	E1	LEMINGTON	3	633	44	5	5	36.5
VANGEL	P	WOODFORD	2	539	39	3	7	28.5

TABLE 4. 2006 LEGAL MOOSE HARVEST DATA--MALES ONLY

Last Name	WMU	Town of Kill	Age	Weight	Beam	Pts/Left	Pts/Right	Spread
VINCENT	D2	WESTMORE	1	415	26	1	1	17
VOLMER	D1	EDEN	2	514	40	2	2	29
WARD	E2	FERDINAND	2	554	43	7	5	31
WAYSVILLE	E1	AVERILL	2	790	55	9	7	46
WELLS	E1	WARREN GORE	1	459	34	2	2	99.9
WERNER	G	STARSBORO	1	414	30	2	2	22
WESTENFELD	D2	NEWARK	1	502	31	3	1	23.5
WHEELER	E2	LUNENBURG	1	417	30	2	2	20
WHITCOMB	D1	EDEN	3	632	45	4	6	40
WHITE	E2	LUNENBURG	3	625	99.9	4	4	32.5
WHITNEY	D2	WALDEN	0.5	250	99.9	99	99	99.9
WIGHTON	E1	LEMINGTON	6	786	54	8	8	47.5
WILLIAMS	E2	GRANBY	9	703	68	10	7	43
WILLIAMS	L	MT HOLLY	2	560	43	6	6	35.5
WILLOUGHBY	D1	EDEN	2	606	49	9	6	33
WILLY	E2	EAST HAVEN	8	835	43	11	11	50
WOOD	E1	AVERILL	3	621	56	4	4	34
WOODRUFF	O1	ANDOVER	5	679	50	7	8	53.5
WOODRUFF III	O1	WINDHAM	13	627	55	4	4	34
WRIGHT	J1	GRANVILLE	1	528	33	2	2	23
WRIGHT II	E1	AVERYS GORE	3	565	42	6	5	36.5
YOUNG	E2	GRANBY	3	550	40	2	2	31
YOUNG	D2	NORTON	13	802	56	6	8	53.5
YOUNG	P	GLASTENBURY	2	9999	45	3	3	35
YOUNG	E1	AVERILL	4	744	50	6	5	10
ZUANICH	H1	WOODBURY	5	682	56	8	10	54
ZUCCOTTI	E2	LUNENBURG	99.9	9999	42	6	5	41



Wayne Laroche

TABLE 5. 2006 LEGAL MOOSE HARVEST DATA--FEMALES ONLY

Last Name	WMU	Town of Kill	Age	Weight	Ovaries	Total CL	Lactating
ANNIS	H1	WOODBURY	5	520	YES	0	UNK
ASCLLANO	Q	WARDSBORO	17	439	NO	9	NO
AUSTIN	D2	VICTORY	3	553	YES	1	NO
AVERY	E1	LEWIS	11	436	NO	9	NO
BABCOCK	G	MORRISTOWN	3	572	NO	9	UNK
BALLARD	D2	WARREN GORE	0.5	219	NO	9	NO
BARBER	Q	DOVER	3	564	NO	9	NO
BARNARD	O1	WINDHAM	3	451	NO	9	UNK
BARRETT	D2	CHARLESTON	1	428	YES	0	NO
BATCHELDER	D2	MORGAN	5	522	NO	9	NO
BATCHELDER	E2	EAST HAVEN	6	618	NO	9	YES
BAUER	I	GRANVILLE	11	633	YES	1	NO
BEAM	E2	GRANBY	2	412	NO	9	NO
BEAN	E1	LEMINGTON	7	9999	YES	1	YES
BEAULIEU	D1	ALBANY	5	623	NO	9	NO
BEAUREGARD	D2	WARREN GORE	3	603	NO	9	NO
BEDARD	H1	GROTON	3	523	NO	9	NO
BELKNAP	E2	BRUNSWICK	3	488	NO	9	YES
BENOIT	E2	GRANBY	9	9999	NO	9	NO
BENT SR	J1	GRANVILLE	0.5	9999	NO	9	NO
BERGERSON	E2	EAST HAVEN	14	538	NO	9	NO
BILLINGS	I	BRISTOL	1	427	YES	0	NO
BINGHAM	E2	GUILDHALL	5	637	NO	9	NO
BOSWORTH	E2	FERDINAND	1	9999	YES	0	NO
BOUKIA	E2	GRANBY	4	504	NO	9	NO
BOYCE	E2	BRIGHTON	1	369	NO	9	NO
BOYEA	E1	NORTON	15	9999	YES	0	NO
BRASSOR	E1	NORTON	1	521	YES	0	NO
BRUYNEEL	E1	LEWIS	4	9999	YES	1	YES
BUMPS	E2	GUILDHALL	2	628	NO	9	UNK
BURLESON	D2	NORTON	1	394	NO	9	NO
BURNOR	D2	NORTON	2	485	NO	9	NO
BUXTON	E2	FERDINAND	1	398	NO	9	YES
CADIEUX	E2	FERDINAND	1	290	YES	0	NO
CAHILL	D2	MORGAN	9	633	NO	9	YES
CAMPBELL	D2	WARREN GORE	6	675	NO	9	NO
CAMPBELL	E2	MAIDSTONE	1	320	NO	9	NO
CAMPBELL JR	D2	MORGAN	2	471	YES	1	YES
CASTINE	P	STRATTON	4	507	YES	1	NO
CHAGNON	D2	WHEELOCK	5	514	YES	1	NO
CHAMPNEY	D2	HOLLAND	1	471	NO	9	NO
CHARBONNEAU	E1	AVERILL	2	494	NO	9	YES
CHASE	C	BELVIDERE	1	357	YES	0	
CHICOINE	E1	NORTON	1	439	NO	9	NO
CHRISTMAN	E2	GRANBY	3	539	YES	0	NO
CLARK	I	GOSHEN	7	528	YES	1	YES
CLARK	E1	LEWIS	5	614	YES	1	YES
CLEVELAND JR	E1	LEMINGTON	5	495	YES	0	NO
CLOGSTON	E1	AVERYS GORE	4	564	NO	9	YES
CODREAN	E2	GRANBY	3	9999	NO	9	UNK
COLLETTI	E1	AVERILL	1	527	NO	9	NO
COOTWARE	D2	CHARLESTON	2	419	YES	0	NO

Weight is carcass weight completely dressed in pounds; Total CL is number of corpora lutea; 9,99.9, and 9999 = unknown or missing data.

TABLE 5. 2006 LEGAL MOOSE HARVEST DATA--FEMALES ONLY

Last Name	WMU	Town of Kill	Age	Weight	Ovaries	Total CL	Lactating
COTE	E1	BLOOMFIELD	3	532	YES	1	UNK
CRAPO	E2	LUNENBURG	13	517	YES	1	YES
CROSS	C	BELVIDERE	99.9	9999	YES	0	
CROWE	E2	EAST HAVEN	10	693	NO	9	NO
CURRIER	D1	IRASBURG	1	414	YES	0	NO
CURRIER	D2	WESTMORE	1	487	YES	1	NO
CUSHING	E2	EAST HAVEN	11	583	YES	0	NO
CUTTING	E2	EAST HAVEN	4	506	YES	1	NO
DAME	E1	AVERILL	1	446	YES	0	NO
DANIELS	D2	BROWNINGTON	7	568	NO	9	NO
DAVISON	D2	HOLLAND	2	549	NO	9	NO
DELANCEY	E2	EAST HAVEN	8	610	YES	2	NO
DEYHLE JR	E2	FERDINAND	1	360	NO	9	NO
DIX	D2	MORGAN	1	378	NO	9	NO
DIX	D2	MORGAN	1	438	YES	0	NO
DRAGON	D2	BURKE	2	591	NO	9	NO
DUFF	E1	AVERILL	4	560	NO	9	YES
DUFFY	E2	EAST HAVEN	6	626	YES	1	YES
DULING	G	STOWE	10	535	YES	1	UNK
DUPREY	L	SHREWSBURY	1	467	YES	1	UNK
DUTIL	E1	BLOOMFIELD	11	605	YES	0	NO
DWYER	D2	WHEELOCK	2	9999	NO	9	YES
EARLE	E1	CANAAN	6	359	YES	0	NO
EARLEY	D1	GLOVER	2	670	NO	9	YES
ECKER-RACZ	E2	BRUNSWICK	8	644	NO	9	NO
ECKERT	E2	GRANBY	3	594	NO	9	NO
ELLINGWOOD SR	E2	VICTORY	1	238	NO	9	NO
ELLIOT	D2	SHEFFIELD	2	673	NO	9	UNK
ELWOOD	E1	BLOOMFIELD	4	571	NO	9	NO
FARRIS	D2	HOLLAND	4	562	NO	9	YES
FAY	D2	BRIGHTON	2	378	YES	0	NO
FERGUSON	E1	LEMINGTON	3	731	YES	1	NO
FISK	E2	EAST HAVEN	0.5	237	NO	9	
FLANAGAN	D2	HOLLAND	0.5	215	NO	9	NO
FLETCHER	E2	GRANBY	2	519	YES	1	NO
FLEURY	D2	WHEELOCK	7	559	YES	1	YES
FLYNN JR	E1	LEWIS	1	379	NO	9	
FORTIER	E1	AVERILL	5	570	NO	9	YES
FORTIN	D1	TROY	1	300		9	
FORTIN	D2	HOLLAND	10	550	NO	9	NO
FOSTER	D2	WALDEN	1	358	YES	0	NO
FOURNIER	E2	CONCORD	4	624	YES	1	
FOWLER	E2	BRUNSWICK	3	502	NO	9	YES
FREEMAN	L	SHREWSBURY	4	641	YES	2	
GABORIAULT	E1	AVERILL	3	9999	YES	0	YES
GAGNE	E2	VICTORY	4	524	YES	1	NO
GAIOTTI	D2	NEWARK	1	421	YES	0	NO
GANNON	H1	ORANGE	1	9999	NO	9	NO
GAUDETTE	D2	BROWNINGTON	1	352	YES	0	NO
GENTES JR	E1	AVERILL	4	637	NO	9	NO
GILMORE	E2	GRANBY	4	615	NO	9	YES
GLASS	E2	GRANBY	2	519	NO	9	NO
GODZYK	E1	AVERILL	11	400	NO	9	UNK
GONYEA	D2	WARREN GORE	1	465	YES	1	NO

TABLE 5. 2006 LEGAL MOOSE HARVEST DATA--FEMALES ONLY

Last Name	WMU	Town of Kill	Age	Weight	Ovaries	Total CL	Lactating
GONYER	E2	GRANBY	1	442	YES	1	NO
GRAY	E2	FERDINAND	0.5	102	NO	9	NO
GRAZIANO	E2	EAST HAVEN	7	655	NO	9	NO
GRIGGS	D1	EDEN	0.5	236	NO	9	NO
GUYER	D2	MORGAN	0.5	262	NO	9	
HAENISCH	E1	LEWIS	15	591	NO	9	NO
HARDT	G	DUXBURY	0.5	255		9	
HARRINGTON	E2	GRANBY	1	9999	NO	9	NO
HART	M1	STOCKBRIDGE	2	616	NO	9	NO
HENRY	D2	NORTON	3	551	YES	2	NO
HERZIG	P	WHITINGHAM	3	534	NO	9	NO
HIBSHMAN	E2	EAST HAVEN	15	658	NO	9	NO
HIGGS	E1	AVERYS GORE	5	519	YES	1	NO
HILL	D2	WARREN GORE	1	429	NO	9	NO
HILL	G	JOHNSON	4	579	NO	9	NO
HILL	E1	AVERILL	3	642	NO	9	NO
HODGIN	O1	WINDHAM	1	398	NO	9	NO
HOLMES	E1	LEWIS	1	418	NO	9	NO
HOOD	J2	TOPSHAM	4	404	NO	9	NO
HOWE	E1	FERDINAND	1	9999	YES	0	NO
HOYT	E2	LUNENBURG	1	541	NO	9	NO
IBY	E2	VICTORY	1	557	NO	9	NO
IRVIN	E1	BLOOMFIELD	3	446	YES	0	YES
ISABELLE	E2	EAST HAVEN	1	470	YES	0	NO
ISHAM	E2	EAST HAVEN	3	570	YES	1	NO
ISHAM	E2	FERDINAND	3	568	NO	9	NO
JACKSON	D2	NEWARK	2	610	NO	9	NO
JACOBS	E2	BRIGHTON	1	9999	YES	1	NO
JENNINGS	E2	EAST HAVEN	3	740	NO	9	NO
JEWETT	E1	NORTON	3	596	YES	1	NO
JOHNSON	M1	BARNARD	0.5	274	NO	9	NO
JOHNSON	E1	LEWIS	4	490	NO	9	NO
JOHNSON	E2	GRANBY	4	548	NO	9	NO
JONES	D1	EDEN	1	9999	YES	0	NO
KENNETT	E2	GRANBY	1	9999	YES	0	NO
KENNISON	E1	AVERYS GORE	3	483		9	YES
KILBRIDE	D1	LOWELL	3	530	NO	9	YES
KILBURN	E1	AVERILL	5	397	NO	9	YES
KIMBALL	E1	LEMINGTON	5	576	YES	1	NO
LACOSS JR	E2	VICTORY	3	533	YES	1	NO
LAFOUNTAIN	C	BELVIDERE	3	636	NO	9	NO
LANTAGNE	E1	LEWIS	2	435	YES	0	NO
LANTAGNE	E1	BLOOMFIELD	1	9999	NO	9	NO
LAROCK	D2	WARREN GORE	0.5	263	NO	9	NO
LATHROP	E1	BLOOMFIELD	3	579	NO	9	NO
LAVICTOIRE	E1	AVERILL	1	371	YES	0	NO
LEE	E2	FERDINAND	0.5	255		9	
LEMAY	E2	BLOOMFIELD	10	9999	NO	9	NO
LEONARD	O1	WINDHAM	0.5	286	NO	9	NO
LEROUX	E2	GUILDHALL	11	568	NO	9	NO
LESSARD	E1	AVERILL	11	559	Yes	2	NO
LEVEE	E1	LEWIS	6	9999	YES	1	NO
LEWIS	D2	NORTON	2	473	NO	9	YES
LIDSTONE	E1	AVERILL	6	9999	NO	9	UNK

TABLE 5. 2006 LEGAL MOOSE HARVEST DATA--FEMALES ONLY

Last Name	WMU	Town of Kill	Age	Weight	Ovaries	Total CL	Lactating
LINDBERG	D2	WARREN GORE	8	625	NO	9	YES
LONG	E1	AVERILL	3	603	NO	9	YES
LONG	E1	AVERYS GORE	1	379	NO	9	NO
LOWELL SR	D2	DERBY	2	9999	NO	9	NO
LUNEAU	E2	LUNENBURG	1	474	YES	1	NO
MACHIA	C	BELVIDERE	1	399	NO	9	UNK
MACIOLEK	E1	BLOOMFIELD	6	524	YES	1	NO
MARRIOTT	D2	NORTON	1	474	YES	0	NO
MARSH	E2	FERDINAND	0.5	222	NO	9	NO
MARTIN SR	D2	WESTMORE	0.5	249	NO	9	NO
MASON JR	D2	CHARLESTON	1	430	YES	0	NO
MATTEN	D1	LOWELL	1	517	NO	9	NO
MAUTI JR	E2	FERDINAND	4	510	NO	9	NO
MAYNARD	E1	AVERILL	1	447	YES	0	NO
MCCULLOUGH	M1	BARNARD	3	550	NO	9	YES
MCHUGH	E2	GRANBY	3	559	YES	1	NO
MERCADANTE	D2	WARREN GORE	1	343	NO	9	NO
MERRILL	E1	AVERILL	2	648	NO	9	NO
MESSIER	E2	FERDINAND	6	524	NO	9	NO
MEUNIER	E1	CANAAN	3	9999	YES	0	NO
MEUNIER	E2	AVERYS GORE	14	654	NO	9	NO
MITCHELL	D2	ST JOHNSBURY	99.9	9999		9	
MITCHELL	E2	GUILDHALL	3	564	YES	1	
MITCHELL III	E2	GRANBY	2	560	YES	1	NO
MORIARTY	E2	MAIDSTONE	14	501	YES	1	NO
MORIN	D2	CHARLESTON	0.5	242	NO	9	NO
MORSE	P	SOMMERSET	2	444	NO	9	UNK
MULHALL	D2	MORGAN	2	520	YES	1	NO
MURPHY	E2	FERDINAND	5	521	YES	1	YES
NEILS	D2	VICTORY	0.5	237		9	
NEWTON	J1	GRANVILLE	9	523	NO	9	YES
NOGA	E1	BLOOMFIELD	4	9999	NO	9	NO
NOLAN	P	GLASTENBURY	2	467	NO	9	UNK
NOTT	E1	NORTON	7	567	YES	1	
OBRIEN	D2	NORTON	1	483	YES	0	NO
OHLIGER-WILSON	D2	DANVILLE	6	9999	NO	9	YES
OSGOOD	E1	AVERILL	1	385	NO	9	NO
PARAH	E1	AVERILL	2	548	NO	9	NO
PARENTEAU JR	E1	BLOOMFIELD	4	503	NO	9	YES
PARKER	M1	BRIDGEWATER	0.5	173	NO	9	NO
PATENAUDE	D2	HOLLAND	1	440	YES	0	NO
PATNOE	E1	AVERYS GORE	6	582	NO	9	NO
PATTEN	D2	SHEFFIELD	1	9999	YES	1	UNK
PECK	E2	GRANBY	1	380	YES	0	NO
PELLETIER	D2	WESTMORE	3	594	NO	9	YES
PEPIN	E2	NEWARK	5	415	NO	9	NO
PEPIN	E1	NORTON	1	452	NO	9	NO
PERKINS	D2	DANVILLE	10	682	NO	9	NO
PERO	E2	EAST HAVEN	1	413	NO	9	NO
PERRON	D1	ALBANY	4	495	YES	1	
PERRY	D2	BROWNINGTON	2	585	YES	1	NO
PIDGEON	E1	AVERILL	1	438	YES	0	NO
PLACE	E2	FERDINAND	1	472	NO	9	NO
PLANTE	D2	SUTTON	6	493	YES	1	YES

TABLE 5. 2006 LEGAL MOOSE HARVEST DATA--FEMALES ONLY

Last Name	WMU	Town of Kill	Age	Weight	Ovaries	Total CL	Lactating
POIRIER	J2	VERSHIRE	3	572	NO	9	NO
POWERS	E2	WATERFORD	1	468	NO	9	UNK
PRATT	D2	WHEELOCK	4	521	YES	1	NO
PRESTON	E1	NORTON	9	501	NO	9	NO
PROVOST	D2	HOLLAND	11	552	YES	1	NO
PULSIFER	E1	LEWIS	1	349	NO	9	NO
RASKEVITZ	D2	DANVILLE	5	528	YES	1	NO
REED	E2	EAST HAVEN	5	9999	NO	9	NO
RHODES	E1	AVERYS GORE	1	451	NO	9	NO
RICHARDSON	E1	BLOOMFIELD	6	513		9	YES
RICKETTS	E2	EAST HAVEN	9	343	NO	9	YES
RIEMER	J2	TOPSHAM	0.5	9999		9	
RIENDEAU	E2	VICTORY	2	418	YES	0	NO
ROCQUE	E2	GRANBY	0.5	9999	NO	9	NO
ROGERS JR	E1	BLOOMFIELD	4	636	YES	1	NO
ROLLO	E2	BRUNSWICK	2	588	NO	9	NO
ROUSE	I	ROCHESTER	4	583	NO	9	NO
ROUTHIER	E2	BRUNSWICK	3	515	NO	9	YES
ROY	E2	LUNENBURG	2	489	NO	9	NO
ROYER	E2	EAST HAVEN	3	9999	YES	0	NO
RUCCI	O1	ANDOVER	2	507	YES	0	NO
RUGGLES	E2	EAST HAVEN	1	504	YES	0	NO
RUNYON	E2	FERDINAND	2	531	YES	1	NO
RUSSELL	D2	CHARLESTON	9	804	YES	2	YES
SABATASO	L	MENDON	99.9	376	YES	0	UNK
SALTMARSH	E2	GUILDHALL	9	9999	YES	1	NO
SARGENT	E2	VICTORY	2	530	NO	9	UNK
SARGENT JR	E2	VICTORY	2	487	NO	9	NO
SAWYER	D2	WHEELOCK	3	9999	UNK	2	NO
SCALES	E1	AVERILL	12	659	NO	9	NO
SEXTON	E2	KIRBY	2	570	NO	9	NO
SHELTRA	E1	FERDINAND	3	552	YES	1	YES
SICELY	O1	GRAFTON	3	598	YES	0	YES
SIMONDS	D2	NORTON	0.5	231	NO	9	NO
SIMONEAU	E1	NORTON	11	563	YES	1	NO
SKEFFINGTON	D2	NORTON	2	651	YES	2	NO
SKWIRA	E1	BLOOMFIELD	3	682	NO	9	NO
SMITH	E2	BRIGHTON	0.5	227		9	
SOUTIER JR	D2	NORTON	1	426	NO	9	NO
ST JOHN	C	EDEN	3	529	NO	9	NO
ST LOUIS	D2	WHEELOCK	5	528	YES	1	NO
STALLINGS	E1	AVERYS GORE	3	532	YES	1	NO
STETSON	E2	LUNENBURG	1	434	YES	0	NO
SYKES	D2	NEWARK	0.5	203	NO	9	NO
SYLVESTER II	D2	STANNARD	5	9999	YES	1	NO
TEAGUE	E2	EAST HAVEN	7	624	YES	2	YES
TEMPLE	D2	KIRBY	2	375	YES	0	NO
TETREAULT	D2	NORTON	7	579	YES	1	NO
TETREAULT JR	D1	LOWELL	2	472	NO	9	YES
THAYER	E1	LEWIS	1	479		9	NO
TILTON	E2	MAIDSTONE	4	9999	YES	1	YES
TOLMAN	D2	SHEFFIELD	0.5	184	NO	9	NO
TOURANGEAU	D1	EDEN	3	569	YES	1	NO
TOURVILLE	E1	AVERILL	1	473	YES	0	NO

TABLE 5. 2006 LEGAL MOOSE HARVEST DATA--FEMALES ONLY

Last Name	WMU	Town of Kill	Age	Weight	Ovaries	Total CL	Lactating
TOURVILLE	E1	NORTON	8	557	YES	1	YES
TOWNE	H1	ELMORE	1	422	NO	9	NO
TOWSLEY	E1	LEWIS	3	528	NO	9	UNK
TROMBLEY	E1	CANAAN	2	435	YES	0	
TURNER	D2	SHEFFIELD	1	344	NO	9	NO
VANALSTYNE	E2	EAST HAVEN	1	364	NO	9	NO
VANCE	D2	SHEFFIELD	1	487	NO	9	NO
VIOLETTE	E2	GRANBY	9	635	NO	9	NO
WALLS	D2	WHEELOCK	1	486	NO	9	NO
WATSON	D1	EDEN	6	612	YES	1	
WESCOM	E1	CANAAN	2	528	NO	9	NO
WESTCOM	E2	GRANBY	4	583	NO	9	YES
WHEELER	E1	LEWIS	2	554	YES	2	NO
WHIPPLE	D2	WHEELOCK	3	549	NO	9	NO
WHITAKER	E2	NEWARK	1	441	YES	0	NO
WHITCOMB	E2	CONCORD	3	535	YES	1	NO
WHITE	M1	STOCKBRIDGE	3	332	YES	2	YES
WHITE	E1	FERDINAND	3	530	YES	0	NO
WHITTEMORE	E1	AVERYS GORE	1	420	YES	0	NO
WHITTIER	E1	AVERYS GORE	4	695	NO	9	NO
WILBUR	L	MT TABOR	4	489	YES	1	YES
WILLETT	D2	CHARLESTON	9	545	YES	1	YES
WILLIAMS	E2	GRANBY	6	545	NO	9	NO
WILLIAMS	E1	LEWIS	3	566	NO	9	NO
WILlich	E2	EAST HAVEN	4	630	YES	2	NO
WISWELL	H1	WOODBURY	2	507	YES	1	YES
WORTH	E1	BRUNSWICK	1	471	NO	9	NO
WRIGHT	P	WOODFORD	99.9	358	YES	0	YES
WRIGHT	E1	LEMINGTON	11	490	NO	9	YES
YACAWYCH	D2	WALDEN	3	9999	NO	9	NO
YEATON	E2	GUILDHALL	1	462	YES	0	NO